

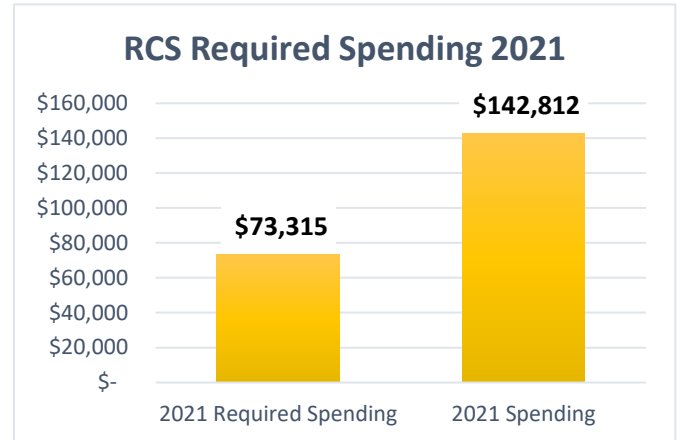
Energy Efficiency Report: 2021 Recap

Residential Conservation Services:

DOER Reporting:	
2020 Gross Revenues	29,326,135
2020 Annual kWh	238,672,799
Avg # of Customers/ Month	7,461
RCS spending requirements .25%	\$73,315

2021 Rebates	
# of Rebates Given	372
Total Funding of Rebates	\$49,820
Total kWh Savings from Rebates	95,930

Energy Assessments	
# of Home Assessments	42
MyEnergyXpert (Online/ DIY)	6
Percent Change from 2019	17%



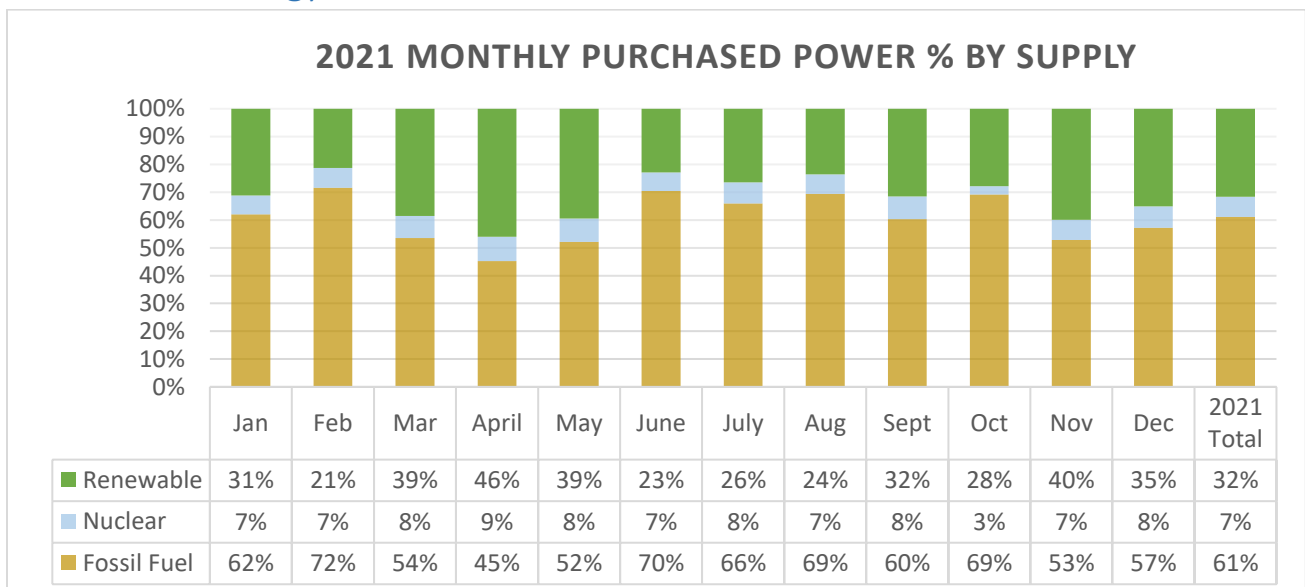
Green Rewards Store (LEDs)	
# of LED Bulbs Sold	380
Total kWh Savings Potential	14,288

In 2021, Residential Conservation Programs under LELWDs Green Rewards Program saved approximately **95,930 kWhs**.

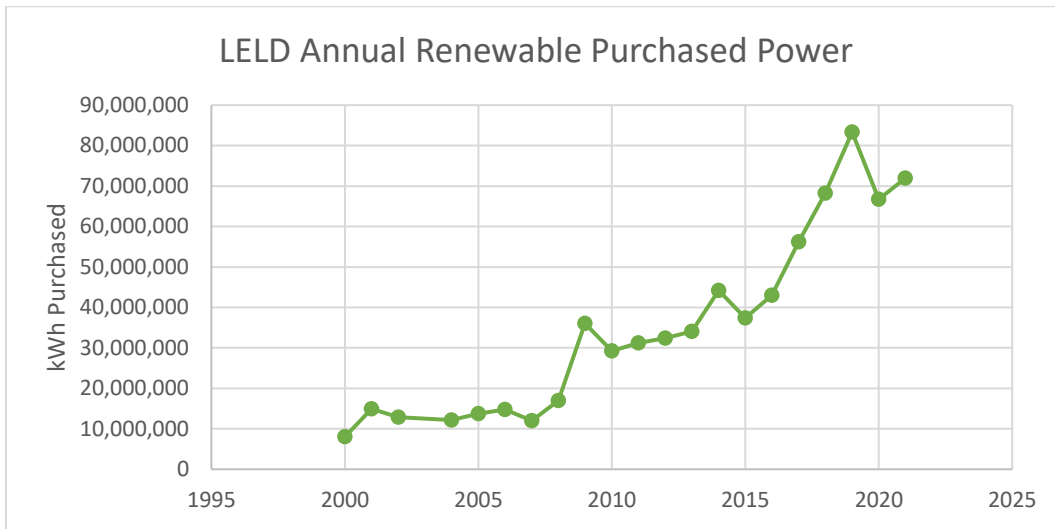
Free Shade Tree Program	
# of Trees in 2021	161
Total Trees	890

kWh savings is calculated by referring to the Technical Reference Manual of Massachusetts.

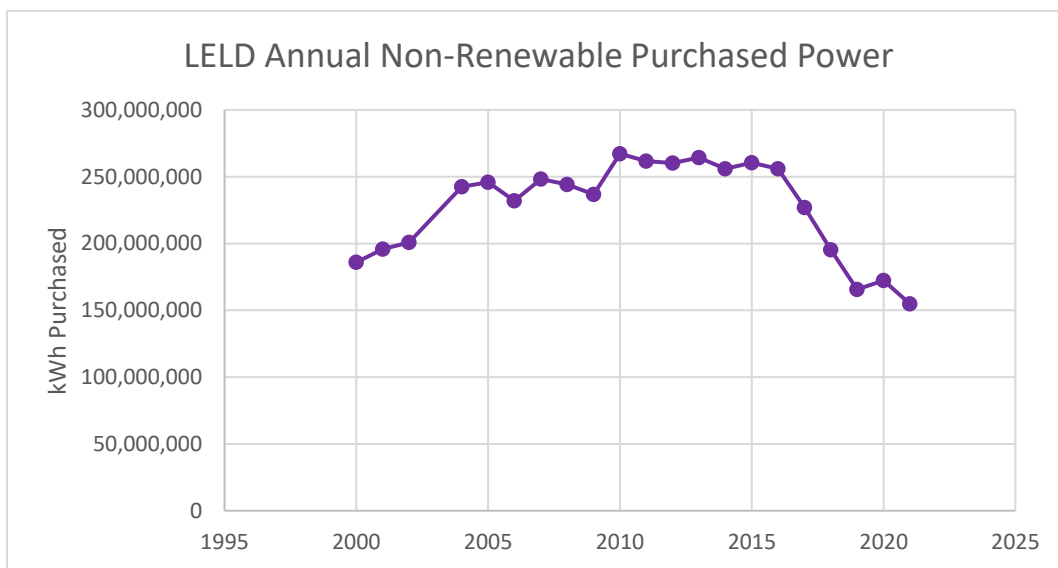
Renewable Energy in 2021:



2021 Purchased Power by Source:



Power purchased from Renewable Energy Sources has been increasing over the past two decades.



Power purchased from Non-Renewable Sources has been declining for the past decade.

