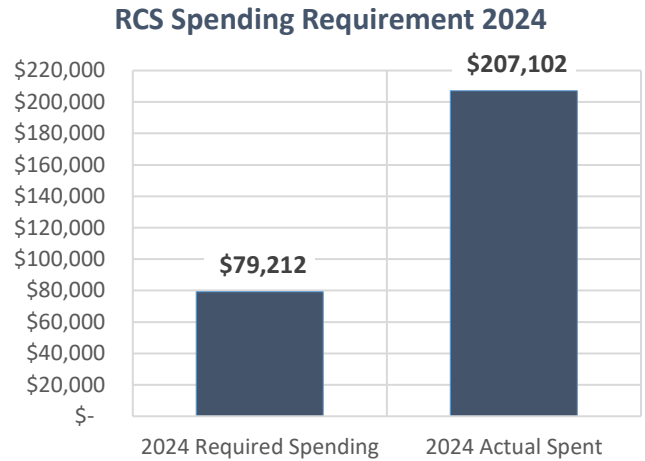


Residential Conservation Services:

DOER Reporting:	
2023 Gross Revenues	31,684,673
2023 Annual Residential kWh	67,501,116
Avg # of Customers/ Month	6,708
RCS spending requirements .25%	\$79,212

2024 Rebates	
# of Rebates Given	372
Total Funding of Rebates	\$66,942
Total kWh Savings from Rebates	29,505



Residential Conservation Programs under the Green Rewards Program saved approximately **29,505 kWhs**. Savings are calculated by referring to the Technical Reference Manual of Massachusetts.

Energy Assessments	
# of Home Assessments	67
Percent Change from 2023	4% decrease

EV Program	
# of New EV Drivers Registered	92
Total EV Drivers In Program	409

Green Rewards Store	
# of LED Bulbs Sold	185
# of Water Products Sold	6

Free Shade Tree Program	
# of Trees in 2024	100
Total Trees Under Program	1,210

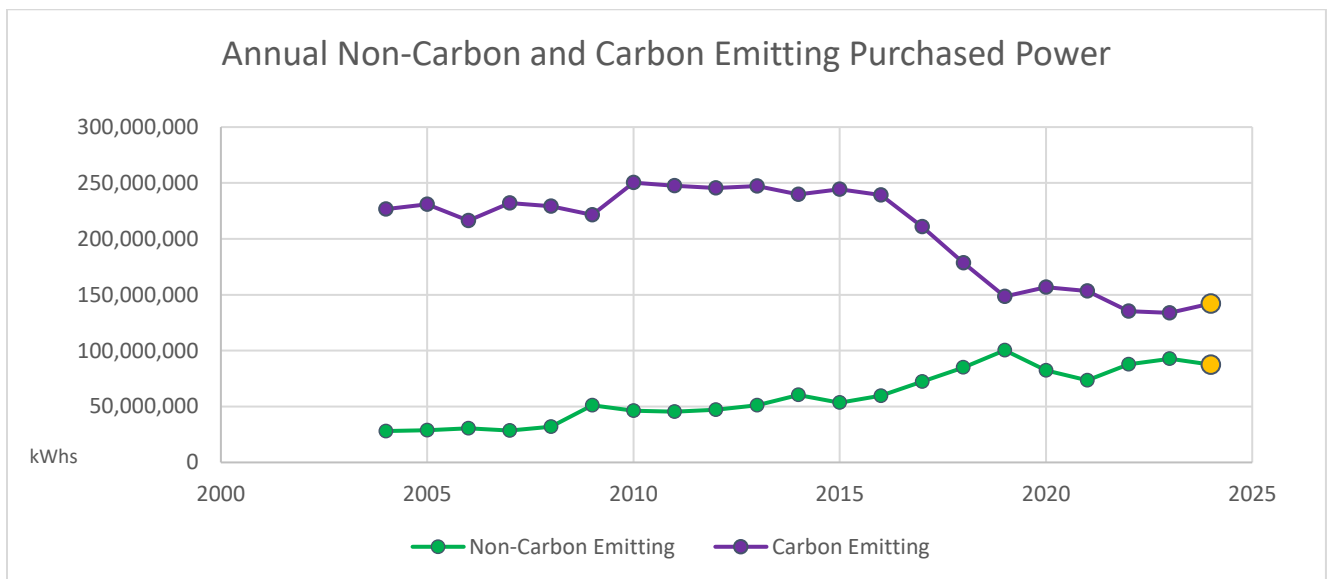
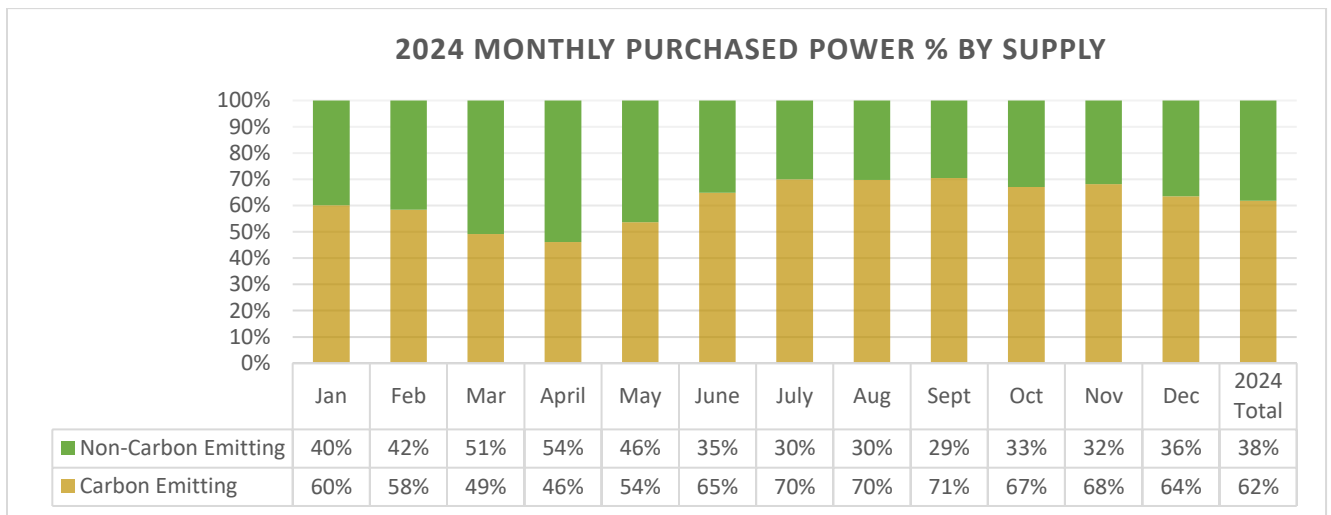
Solar Rebate Program	
# Solar Rebates	6
Total Funding of Solar Rebates	\$47,050

Renewable Energy Choice	
Total Customers Participating	21
Total RECs	162

Pursuant to 225 CMR 4.00, LELWD follows residential conservation services (RCS) regulation. LELWD is required to spend .25% of gross annual retail revenues towards these services.

LELWD spent **261%** over the required spending on energy efficiency and sustainable programs in 2024.

Energy in 2024:



Power purchased from Non-Carbon Emitting sources has continued to increase over the past two decades while Carbon Emitting sources has been declining for the past decade.

